

Scaled data based on original data using
LM-79-08 Approved Method: Electrical and Photometric Measurements of Solid-
State Lighting Products

Test Report Prepared for
Cooper Lighting Solutions
(formerly Eaton)

Brand: McGRAW-EDISON

Report Number: P271500

Luminaire Tested: **ISS-AF-350-LED-E1-T4W-7027**

Issue Date: 3/3/2020

Test Information

Test Method: LM-79-08
Report Number: P271500
TEST IS SCALED FROM IESNA LM-79-08 TEST DATA (P29757)
Test Lab: INNOVATION CENTER-P2
Issue Date: 3/3/2020
Manufacturer: COOPER LIGHTING SOLUTIONS (FORMERLY EATON)
Product Line: MCGRAW-EDISON
Catalog Number: ISS-AF-350-LED-E1-T4W-7027
Description: IMPACT ELITE LED QUATER SPHERE LUMINAIRE
LIGHT SQUARE WITH ACCULED OPTICS-TYPE IV WIDE
Light Source: (16) 2700K CCT, 70 CRI LEDs
Ballast/Driver: ELECTRONIC DRIVER

Summary

Lumens per Lamp: N/A
Luminaire Lumens: 2072.9 lumens
Efficiency: N/A
Efficacy: 103.2 lumens/watt
Luminous Opening: Rectangular (W 0.5' x L: 0.5' x H: 0')
IES Classification: Type IV - Medium - Non-Cutoff
BUG Rating: B1 - U0 - G1

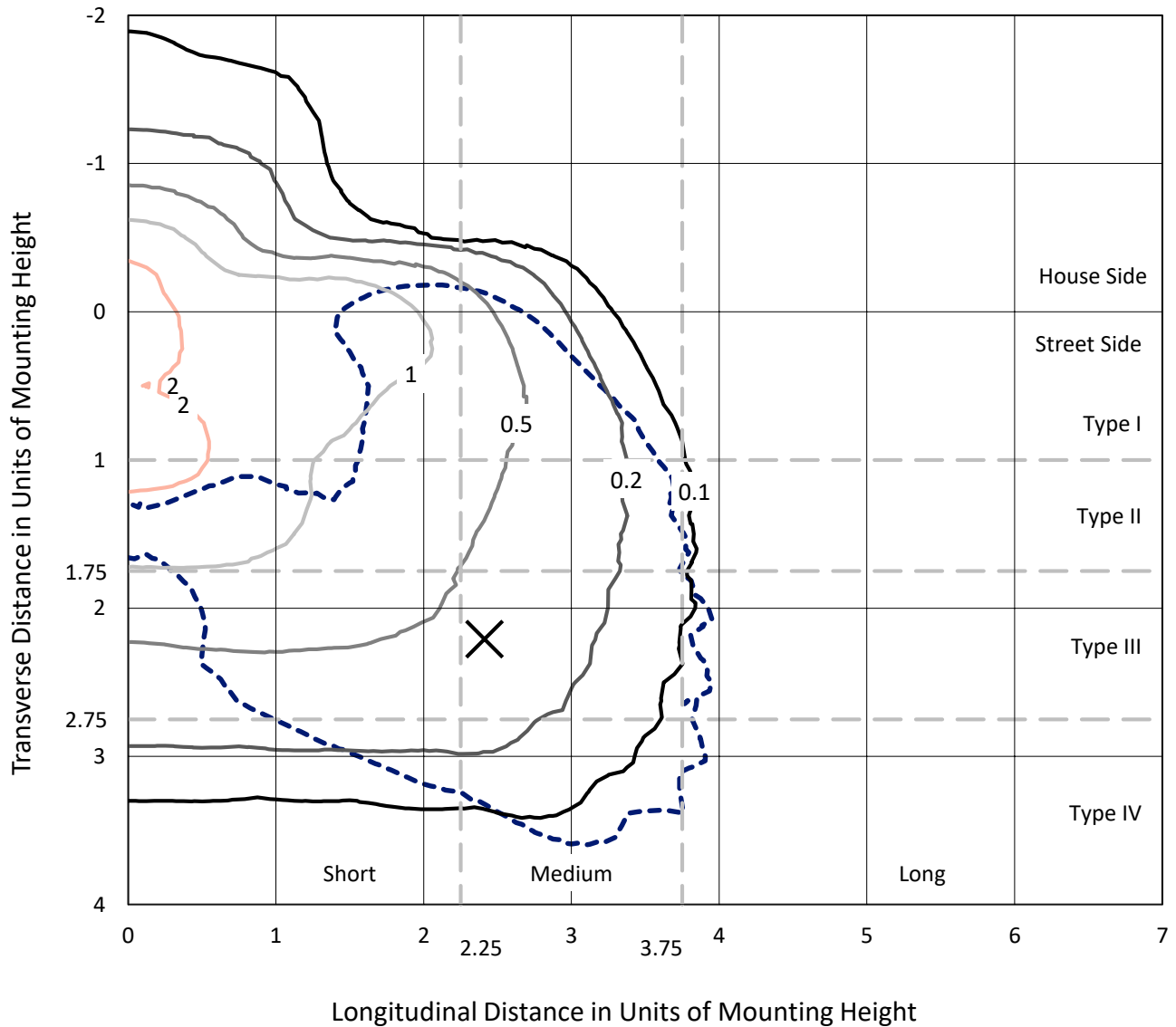
Input Watts (W): 20.09
Input Voltage (V): 120
Input Current (Ain): NR
Voltage Rise (V): NR
Power Factor: NR
Total Harmonic Distortion (THDi): NR
Frequency (hertz): 60
Stabilization Time: NR
Operation Time: NR
Ambient Temperature (°C): NR
Test Distance: 25 FT



REPORT NUMBER: P271500
 CATALOG NUMBER: ISS-AF-350-LED-E1-T4W-7027

Iso-Footcandle Lines of Horizontal Illumination

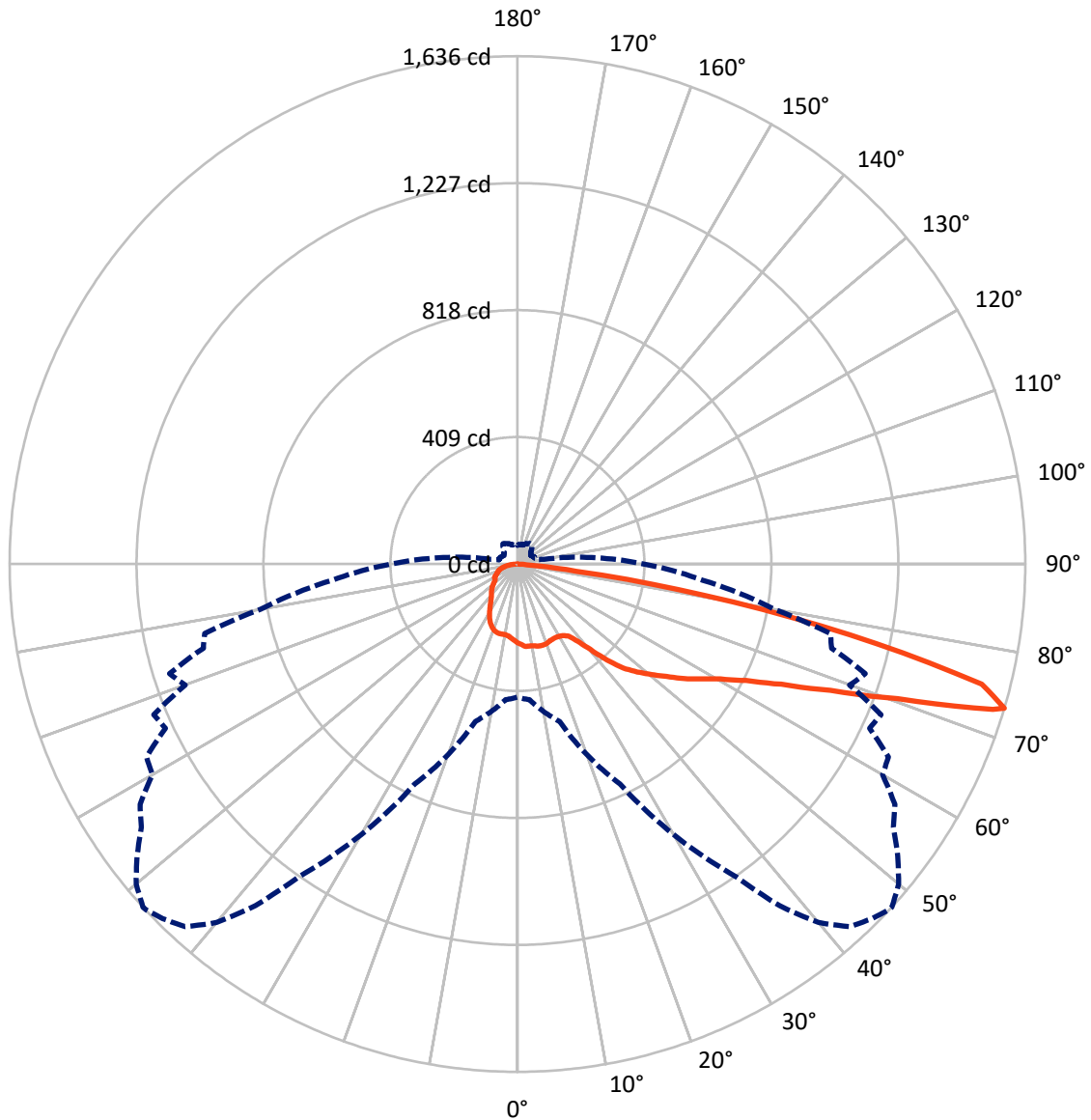
× Max cd
 - - - 1/2 Max cd



Based on 10 foot mounting height. Maximum calculated value = 2.9 fc
 Type IV - Medium - Non-Cutoff

REPORT NUMBER: P271500
CATALOG NUMBER: ISS-AF-350-LED-E1-T4W-7027

Luminous Intensity Polar Plot



— Vertical Plane Through 47.5-Deg Lateral - - - Horizontal Cone Through 73-Deg Vertical

REPORT NUMBER: P271500
 CATALOG NUMBER: ISS-AF-350-LED-E1-T4W-7027

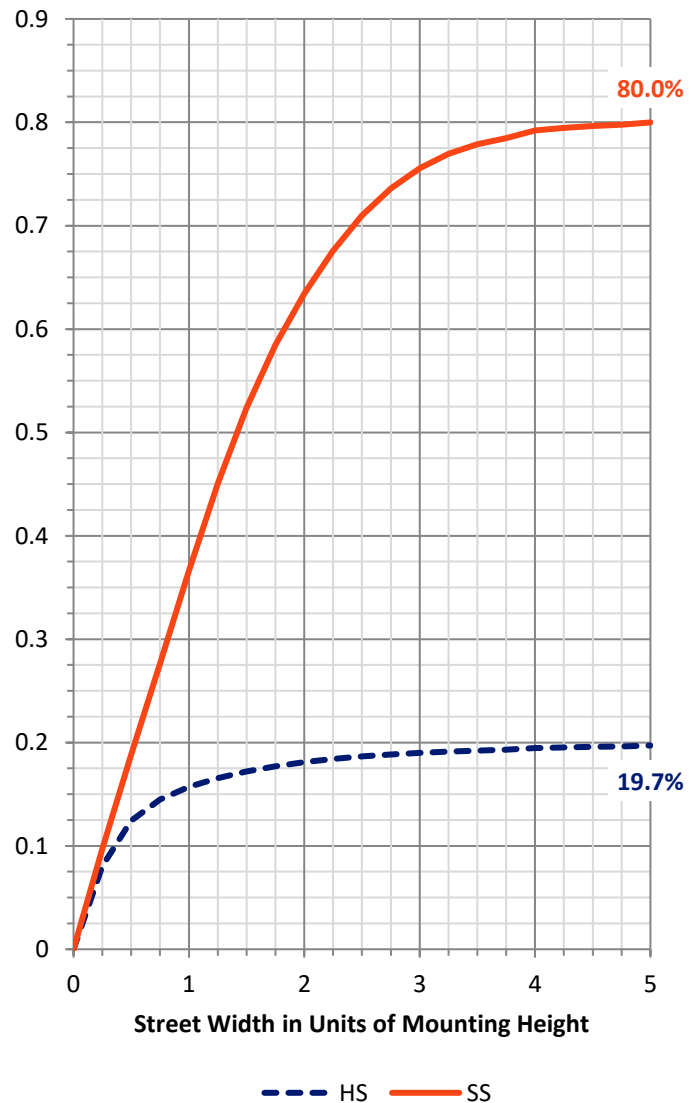
FLUX DISTRIBUTION:

		Downward	Upward	Total
House Side	Lumens	414.1	0.0	414.1
	% Fixture	20.0	0.0	20.0
Street Side	Lumens	1658.7	0.0	1658.7
	% Fixture	80.0	0.0	80.0
Total	Lumens	2072.9	0.0	2072.9
	% Fixture	100.0	0.0	100.0

Coefficient of Utilization

ZONAL LUMENS:

Zone	Lumens	% Fixture
0°-10°	24.2	1.2
10°-20°	72.1	3.5
20°-30°	110.9	5.3
30°-40°	161.7	7.8
40°-50°	266.7	12.9
50°-60°	417.5	20.1
60°-70°	566.4	27.3
70°-80°	419.4	20.2
80°-90°	33.9	1.6
90°-100°	0.0	0.0
100°-110°	0.0	0.0
110°-120°	0.0	0.0
120°-130°	0.0	0.0
130°-140°	0.0	0.0
140°-150°	0.0	0.0
150°-160°	0.0	0.0
160°-170°	0.0	0.0
170°-180°	0.0	0.0
0°-90°	2072.9	100.0
0°-180°	2072.9	100.0



REPORT NUMBER: P271500

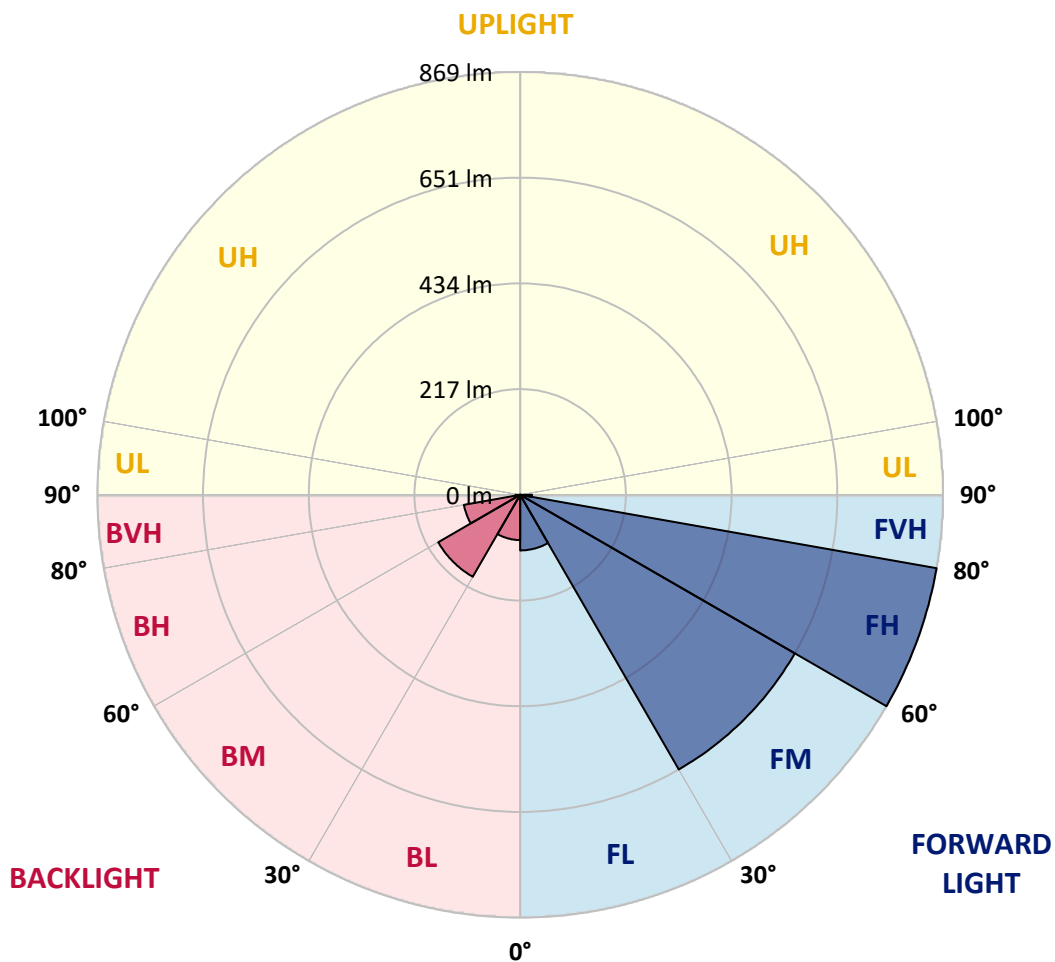
CATALOG NUMBER: ISS-AF-350-LED-E1-T4W-7027

LUMINAIRE CLASSIFICATION SYSTEM LUMEN TABLE AND BUG RATING:

Zone		Lumens	% Fixture	Zone Rating/Lumen Limit		
				B	U	G
FL	(0°-30°)	114.3	5.5			
FM	(30°-60°)	651.5	31.4			
FH	(60°-80°)	868.5	41.9			G1/1800
FVH	(80°-90°)	24.4	1.2			G1/100
BL	(0°-30°)	93.0	4.5	B0/110		
BM	(30°-60°)	194.5	9.4	B0/220		
BH	(60°-80°)	117.3	5.7	B1/500		G1/500
BVH	(80°-90°)	9.4	0.5			G0/10
UL	(90°-100°)	0.0	0.0		U0/0	
UH	(100°-180°)	0.0	0.0		U0/0	

BUG Rating: B1-U0-G1

Type IV Medium



REPORT NUMBER: P271500

CATALOG NUMBER: ISS-AF-350-LED-E1-T4W-7027

CANDELA DISTRIBUTION (FULL):

	0°	5°	15°	25°	35°	37.5°	40°	42.5°	45°	47°	47.5°
0°	254.6	254.6	254.6	254.6	254.6	254.6	254.6	254.6	254.6	254.6	254.6
2.5°	269.6	269.0	266.9	266.2	264.1	262.8	262.0	261.4	263.5	262.0	260.0
5°	286.6	285.3	282.6	278.6	274.4	271.6	271.0	269.6	269.6	268.2	266.9
7.5°	299.0	298.3	294.3	288.1	281.2	276.5	273.7	271.6	272.4	271.0	266.9
10°	310.6	309.3	302.5	294.9	284.7	279.2	275.8	272.4	275.2	273.1	267.5
12.5°	319.5	318.2	308.6	299.0	287.4	281.2	277.8	275.8	278.6	277.1	271.0
15°	324.4	323.0	313.4	301.8	289.4	282.6	281.2	279.8	281.9	279.2	273.7
17.5°	321.6	321.6	312.7	300.4	290.2	283.2	281.2	279.8	282.6	279.8	273.7
20°	311.4	312.7	306.5	293.6	286.0	281.2	279.2	276.5	279.2	276.5	272.4
22.5°	298.3	299.8	296.4	284.7	279.2	275.8	275.2	272.4	274.4	272.4	268.2
25°	286.6	286.6	285.3	275.2	274.4	271.6	272.4	271.0	272.4	269.6	266.9
27.5°	287.4	287.4	281.9	271.6	271.0	271.0	271.0	271.0	271.6	269.6	266.9
30°	327.8	329.0	313.4	284.7	274.4	273.1	273.7	273.1	273.7	273.1	269.6
32.5°	388.7	388.7	373.7	329.0	292.8	284.0	280.5	279.8	277.8	277.1	274.4
35°	449.0	448.3	433.2	383.8	338.0	321.0	309.9	299.8	294.9	290.2	285.3
37.5°	499.5	497.5	495.4	439.3	391.4	371.6	358.5	343.5	333.9	325.7	314.8
40°	546.8	550.1	557.7	490.7	444.8	426.2	413.3	394.2	384.6	374.3	361.3
42.5°	611.7	616.6	617.2	546.1	493.3	481.0	470.8	456.4	446.2	433.8	422.2
45°	674.6	675.3	677.4	605.5	552.9	537.2	529.6	516.0	502.9	487.2	477.6
47.5°	717.8	715.8	724.7	674.0	622.6	604.9	594.0	573.4	553.5	533.8	519.4
50°	770.5	768.4	768.4	752.0	703.5	682.9	663.8	625.4	604.2	579.6	559.0
52.5°	817.0	809.6	814.3	823.8	788.4	762.3	728.7	685.7	657.6	627.5	601.4
55°	880.7	841.6	852.6	886.2	872.4	832.1	787.6	741.8	709.6	675.3	651.5
57.5°	858.8	832.1	864.2	923.1	922.4	884.8	847.1	791.0	758.9	726.7	697.3
60°	780.1	793.7	863.6	948.4	951.8	922.4	891.6	839.6	814.3	780.8	751.3
62.5°	719.1	739.0	834.9	946.4	985.4	958.0	932.7	901.9	884.1	856.1	825.9
65°	715.8	727.4	820.4	944.3	1032.6	1018.2	1006.6	992.2	988.8	968.2	933.4
67.5°	748.6	759.6	845.0	997.0	1102.4	1096.2	1113.3	1110.6	1125.7	1115.3	1086.6
70°	684.3	690.4	795.8	1015.4	1261.8	1289.2	1327.4	1325.4	1357.6	1332.9	1299.5
72.5°	480.3	492.7	585.8	838.9	1265.3	1411.7	1500.6	1575.9	1610.8	1616.9	1601.2
73°	429.0	438.6	524.8	781.4	1230.9	1387.1	1506.7	1584.1	1615.0	1634.1	1635.5
75°	149.2	154.0	229.2	473.6	984.0	1210.5	1364.4	1434.2	1426.7	1482.8	1544.5
77.5°	47.9	48.6	59.6	122.5	474.8	751.3	923.1	987.3	950.5	1011.3	1093.5
80°	29.5	30.8	39.0	55.4	124.5	227.9	385.9	483.1	463.3	520.1	607.6
82.5°	17.8	18.4	24.0	34.2	49.9	55.4	72.5	98.5	121.1	145.7	190.9
85°	8.3	8.9	11.7	15.7	20.5	21.2	20.5	19.1	21.9	25.3	29.5
87.5°	0.0	0.0	0.7	1.3	0.7	0.0	0.0	0.0	0.0	0.7	0.0
90°	0.0	0.0	0.0	0.0	0.0	0.0	0.0	0.0	0.0	0.0	0.0



REPORT NUMBER: P271500

CATALOG NUMBER: ISS-AF-350-LED-E1-T4W-7027

CANDELA DISTRIBUTION (continued):

	50°	52.5°	55°	57.5°	60°	62.5°	65°	67.5°	70°	72.5°	75°
0°	254.6	254.6	254.6	254.6	254.6	254.6	254.6	254.6	254.6	254.6	254.6
2.5°	262.0	260.0	260.0	257.3	258.6	255.8	257.3	254.6	255.8	252.5	254.6
5°	266.2	262.8	262.8	258.6	259.3	254.6	256.6	251.2	254.0	247.8	251.9
7.5°	268.2	262.0	264.8	257.3	260.7	252.5	256.6	247.8	253.2	243.6	250.4
10°	271.0	262.0	266.9	258.6	262.8	253.2	258.6	247.8	254.6	242.9	249.1
12.5°	275.2	265.4	269.6	260.0	265.4	254.6	260.0	249.1	255.8	242.9	250.4
15°	277.8	268.2	272.4	262.8	266.9	254.6	261.4	248.4	255.8	242.3	250.4
17.5°	277.1	268.2	272.4	261.4	266.2	254.0	260.7	247.8	254.6	240.2	249.1
20°	274.4	266.9	269.6	260.0	264.1	251.9	257.9	245.0	252.5	238.1	247.0
22.5°	271.0	263.5	266.9	257.9	262.0	249.8	255.3	243.6	251.2	236.7	245.0
25°	269.0	262.8	264.8	255.8	261.4	250.4	255.8	242.9	251.2	236.7	246.3
27.5°	268.2	262.8	266.9	258.6	263.5	254.0	259.3	247.8	254.6	239.5	249.1
30°	272.4	267.5	271.0	264.1	268.2	258.6	264.1	253.2	260.0	245.7	256.6
32.5°	277.1	272.4	275.8	269.6	275.8	266.2	273.1	262.0	270.3	255.8	266.2
35°	287.4	281.9	286.6	279.8	286.6	279.2	286.6	275.2	285.3	271.0	281.9
37.5°	314.0	299.0	303.9	296.4	303.2	293.6	306.5	294.9	306.5	292.8	307.8
40°	356.4	329.8	334.6	318.9	329.0	314.8	330.5	321.6	337.3	320.2	339.4
42.5°	412.0	386.6	381.8	357.9	366.8	349.7	365.4	349.7	370.9	354.4	378.4
45°	462.5	435.9	428.3	405.0	411.2	388.7	408.5	386.6	414.7	395.5	425.7
47.5°	504.3	472.9	466.7	440.0	450.9	429.7	454.4	431.1	465.3	446.2	481.0
50°	542.7	503.6	502.2	473.6	492.0	470.8	505.7	489.9	523.4	504.3	545.5
52.5°	586.4	537.2	544.0	518.1	547.4	529.6	570.1	547.4	591.3	570.7	615.9
55°	632.9	580.9	598.7	583.0	617.9	606.3	640.5	620.0	663.1	642.6	690.4
57.5°	684.3	639.9	671.2	663.8	694.5	680.2	718.5	700.0	743.1	726.0	773.9
60°	751.3	721.9	752.7	752.0	778.7	778.0	802.6	791.7	832.8	825.3	869.0
62.5°	838.3	815.0	847.8	838.9	871.1	865.6	895.7	895.7	925.2	935.5	979.2
65°	955.3	924.4	963.4	949.8	981.9	983.4	1002.5	1005.9	1041.5	1053.2	1090.7
67.5°	1114.0	1078.4	1109.1	1083.2	1120.2	1118.1	1134.5	1141.4	1146.1	1174.3	1178.4
70°	1342.6	1289.2	1317.3	1281.6	1288.5	1293.3	1262.5	1285.0	1230.3	1274.9	1214.6
72.5°	1589.6	1528.6	1480.0	1444.6	1374.0	1363.8	1274.2	1293.3	1177.0	1215.2	1093.5
73°	1602.6	1543.7	1478.0	1441.2	1357.6	1346.6	1250.9	1267.3	1138.6	1174.9	1047.0
75°	1456.8	1472.5	1314.5	1329.5	1184.4	1201.7	1051.7	1070.9	912.8	940.2	775.2
77.5°	981.9	1034.6	857.4	923.7	743.8	810.2	607.0	613.1	447.5	418.1	284.0
80°	486.5	531.7	377.1	412.0	276.5	271.6	165.6	137.5	117.0	119.7	123.2
82.5°	140.2	158.1	97.8	97.2	69.1	65.7	65.7	69.8	71.1	79.4	77.3
85°	26.7	32.2	28.0	37.5	33.6	36.9	34.2	39.6	36.9	45.8	39.6
87.5°	0.7	0.0	0.7	2.1	2.1	4.9	3.4	5.5	5.5	9.6	8.9
90°	0.0	0.0	0.0	0.0	0.0	0.0	0.0	0.0	0.0	0.0	0.0



REPORT NUMBER: P271500

CATALOG NUMBER: ISS-AF-350-LED-E1-T4W-7027

CANDELA DISTRIBUTION (continued):

	77.5°	80°	85°	90°	95°	100°	102.5°	105°	107.5°	110°	112.5°
0°	254.6	254.6	254.6	254.6	254.6	254.6	254.6	254.6	254.6	254.6	254.6
2.5°	251.9	255.3	254.0	252.5	251.2	250.4	247.8	249.1	245.7	248.4	245.7
5°	246.3	250.4	248.4	245.7	244.2	242.9	238.1	241.6	236.1	240.8	236.7
7.5°	240.2	247.0	245.0	242.3	239.5	238.1	228.6	236.1	227.9	234.6	227.9
10°	238.1	245.7	242.9	239.5	236.7	235.4	223.8	232.6	223.8	231.2	222.4
12.5°	236.7	245.7	241.6	238.1	235.4	233.3	220.4	231.2	219.6	230.7	220.4
15°	235.4	245.7	240.2	236.1	233.3	231.2	217.6	230.0	216.9	229.2	217.6
17.5°	234.0	243.6	238.8	234.0	231.2	230.0	214.9	227.9	214.2	227.9	216.2
20°	231.9	241.6	236.1	231.2	228.6	226.6	211.4	225.1	210.7	224.5	211.4
22.5°	229.2	239.5	234.6	230.0	227.2	223.8	207.3	221.7	206.7	220.4	208.0
25°	230.0	240.8	234.6	230.0	225.8	222.4	204.6	220.4	203.3	216.9	203.3
27.5°	233.3	242.9	236.7	232.6	227.2	223.0	204.6	219.0	201.8	213.4	199.2
30°	240.2	249.8	244.2	238.1	233.3	227.9	208.0	219.6	201.8	209.3	195.0
32.5°	251.9	260.7	255.3	250.4	245.0	236.7	214.9	223.0	203.3	206.7	191.6
35°	266.9	277.8	275.2	271.6	264.8	250.4	226.6	227.9	206.0	203.9	186.8
37.5°	291.5	306.5	305.9	305.2	297.7	271.6	239.5	237.4	208.7	201.8	180.6
40°	323.7	341.4	346.3	351.1	335.2	297.0	254.6	247.0	210.0	197.8	171.0
42.5°	361.3	385.2	399.7	408.5	379.7	325.1	271.6	257.9	210.0	191.6	160.1
45°	407.8	435.9	463.3	472.9	429.0	355.1	289.4	266.9	207.3	182.1	145.7
47.5°	464.6	497.5	535.1	539.9	482.4	387.3	301.8	273.1	198.4	169.0	132.8
50°	527.6	567.3	622.6	619.3	539.3	420.9	309.9	277.1	182.6	154.0	117.0
52.5°	598.0	647.9	726.7	711.0	608.3	462.5	317.6	282.6	163.5	136.1	101.3
55°	686.3	745.9	844.4	810.9	685.0	508.4	328.5	283.2	138.2	114.9	89.7
57.5°	781.4	845.0	971.0	910.2	756.8	544.0	323.7	261.4	112.8	97.2	80.8
60°	895.7	973.0	1097.5	1002.5	817.0	556.3	290.2	215.5	96.5	87.6	76.6
62.5°	1023.7	1100.3	1201.7	1066.7	851.2	535.7	215.5	149.2	82.8	78.1	70.4
65°	1159.8	1232.4	1251.6	1072.3	828.7	445.5	133.5	97.8	71.9	69.8	64.9
67.5°	1285.0	1291.9	1204.4	983.4	719.1	310.6	91.0	78.1	66.4	65.7	62.9
70°	1317.3	1198.9	1001.1	765.7	519.4	184.7	73.9	67.7	63.6	63.6	61.5
72.5°	1100.3	912.8	669.1	464.0	283.2	98.5	62.9	61.5	60.3	60.3	58.9
73°	1032.0	840.9	599.3	405.0	239.5	88.2	61.5	60.3	59.6	58.9	58.2
75°	685.7	528.2	340.1	205.4	111.5	63.6	54.8	54.8	54.1	54.8	54.1
77.5°	264.1	199.2	131.4	88.2	63.6	49.9	46.5	47.3	46.5	47.9	47.3
80°	116.3	114.9	86.9	62.3	46.5	37.5	37.5	37.5	38.3	39.0	39.0
82.5°	79.4	67.0	51.3	38.3	28.0	27.4	28.0	28.0	28.7	29.5	28.7
85°	43.7	36.9	27.4	17.1	15.0	18.4	18.4	18.4	17.8	17.8	17.1
87.5°	13.7	10.3	7.5	2.1	3.4	3.4	4.9	4.1	4.1	4.9	4.9
90°	0.0	0.0	0.0	0.0	0.0	0.0	0.0	0.0	0.0	0.0	0.0



REPORT NUMBER: P271500

CATALOG NUMBER: ISS-AF-350-LED-E1-T4W-7027

CANDELA DISTRIBUTION (continued):

	115°	117.5°	120°	122.5°	125°	127.5°	130°	135°	145°	155°	165°
0°	254.6	254.6	254.6	254.6	254.6	254.6	254.6	254.6	254.6	254.6	254.6
2.5°	248.4	246.3	248.4	245.0	247.8	245.0	247.0	247.0	246.3	246.3	246.3
5°	240.2	236.7	240.2	238.1	240.2	237.4	239.5	240.2	240.8	242.9	242.3
7.5°	234.0	227.2	234.6	227.9	234.0	227.9	233.3	234.0	236.1	238.8	240.8
10°	231.2	222.4	231.2	223.0	230.7	223.8	230.7	231.2	233.3	236.7	240.2
12.5°	230.0	220.4	230.0	221.7	230.0	223.0	230.0	231.9	233.3	236.1	240.2
15°	228.6	219.0	230.0	221.1	230.0	223.0	230.7	231.9	234.0	236.7	240.2
17.5°	227.9	216.9	228.6	220.4	228.6	221.7	230.0	230.0	232.6	236.1	238.1
20°	225.1	214.9	225.1	216.9	225.1	219.0	225.8	225.8	228.6	230.0	233.3
22.5°	221.1	210.0	219.6	212.1	219.6	213.4	219.0	219.0	221.1	223.0	225.1
25°	214.9	204.6	212.8	206.0	211.4	206.0	210.0	209.3	210.7	212.1	213.4
27.5°	208.0	197.8	204.6	197.1	200.5	195.0	197.8	196.4	197.1	197.8	198.4
30°	200.5	190.2	193.7	186.8	187.5	182.1	183.3	181.4	180.6	180.0	178.7
32.5°	192.2	181.4	181.4	174.5	173.1	168.3	168.3	165.6	163.5	160.8	158.1
35°	182.1	172.5	167.6	162.1	159.4	154.7	154.0	150.6	145.7	140.9	138.2
37.5°	171.8	160.8	154.0	148.5	145.7	142.3	141.7	138.9	133.5	128.0	123.9
40°	158.1	147.1	139.6	137.5	135.5	132.8	133.5	130.1	124.5	118.4	114.9
42.5°	144.4	134.7	128.6	128.0	126.6	125.9	126.6	123.9	117.7	112.2	108.2
45°	132.8	123.2	117.0	116.3	115.6	118.4	119.0	118.4	111.5	106.1	100.6
47.5°	121.1	109.5	105.4	104.0	104.7	108.9	110.1	112.2	106.1	99.9	92.3
50°	107.4	96.5	95.1	93.7	94.4	97.8	101.3	105.4	99.9	91.0	80.8
52.5°	95.1	85.5	86.1	84.9	86.1	88.9	91.6	98.5	91.6	82.8	78.1
55°	85.5	78.1	79.4	78.1	79.4	82.8	84.9	90.3	90.3	88.2	84.2
57.5°	78.7	73.2	74.6	73.2	75.3	78.1	80.1	91.6	98.5	93.1	84.9
60°	74.6	69.8	70.4	69.1	70.4	74.6	78.7	92.3	103.3	92.3	86.1
62.5°	68.5	64.3	63.6	63.6	64.9	71.9	73.9	86.1	102.0	91.6	86.9
65°	64.3	60.8	60.3	59.6	60.8	65.7	67.7	80.1	98.5	86.9	78.7
67.5°	62.3	59.6	58.2	56.9	58.2	62.3	64.3	75.3	93.1	82.8	73.9
70°	60.3	57.5	56.9	55.4	56.1	58.9	61.5	69.1	88.2	78.1	69.1
72.5°	57.5	54.8	54.1	52.0	52.7	55.4	56.9	64.9	82.1	73.2	64.3
73°	56.9	54.1	53.4	51.3	52.0	54.1	55.4	63.6	80.8	72.5	63.6
75°	53.4	50.7	49.9	48.6	49.2	49.2	50.7	58.2	76.6	68.5	59.6
77.5°	47.3	45.2	44.5	43.1	42.4	41.7	43.7	51.3	69.8	61.5	47.9
80°	39.0	36.9	36.3	33.6	33.6	33.6	36.3	43.7	52.0	44.5	36.9
82.5°	28.7	27.4	27.4	25.3	24.6	24.0	26.1	30.1	41.1	34.9	28.7
85°	17.1	16.3	17.1	15.0	15.7	15.0	17.1	21.2	22.5	17.8	13.7
87.5°	4.1	4.9	4.9	4.9	4.1	4.1	3.4	2.8	0.0	0.0	0.0
90°	0.0	0.0	0.0	0.0	0.0	0.0	0.0	0.0	0.0	0.0	0.0

REPORT NUMBER: P271500
CATALOG NUMBER: ISS-AF-350-LED-E1-T4W-7027

CANDELA DISTRIBUTION (continued):

	175°	180°
0°	254.6	254.6
2.5°	245.7	245.0
5°	242.3	242.3
7.5°	240.8	240.8
10°	241.6	241.6
12.5°	241.6	242.9
15°	243.6	242.9
17.5°	241.6	241.6
20°	236.1	237.4
22.5°	228.6	228.6
25°	216.2	216.9
27.5°	199.9	201.2
30°	179.3	180.6
32.5°	156.0	157.5
35°	137.5	138.2
37.5°	125.2	125.2
40°	114.9	114.9
42.5°	105.4	104.7
45°	95.8	94.4
47.5°	86.1	85.5
50°	78.1	78.1
52.5°	79.4	79.4
55°	85.5	85.5
57.5°	86.1	85.5
60°	93.7	93.1
62.5°	97.8	99.9
65°	85.5	82.8
67.5°	81.5	77.3
70°	73.2	67.0
72.5°	64.9	61.5
73°	62.9	60.3
75°	56.1	54.8
77.5°	42.4	41.7
80°	35.7	34.9
82.5°	24.0	22.5
85°	10.3	9.6
87.5°	0.0	0.0
90°	0.0	0.0

(END OF REPORT)